




Celebrating 35 Years of Honouring Life

Impact Report FY24/25



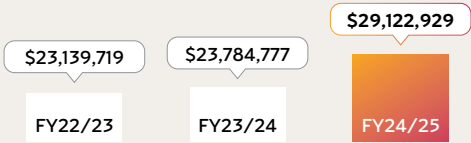
Scan to read
the full Annual Report
for FY24/25



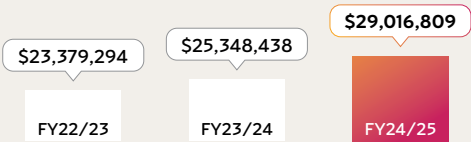
Total Income And Operating Expenditure




TOTAL INCOME



TOTAL OPERATING EXPENDITURE



Number Of Patients Served*



* Unique patient count after accounting for duplicates.

Percentage Of Patients Who Died In Place Of Choice

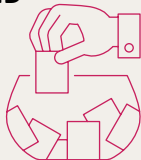
87%



Fundraising

PERCENTAGE OF DONATIONS SUPPORTING PATIENTS AND CAREGIVERS

80%



Volunteers

NUMBER OF VOLUNTEERING HOURS CLOCKED

26,891



COST DEFRAID BY VOLUNTEERS

>\$570,000



Number Of Home Visits (All Services)

46,170



Average Length Of Service For Adult Home Hospice Patients

82 Days



Number Of Compassionate Discharges Facilitated By HCA:

Weekday **387**

Weekend **69**